



More on Paperfolding

Author(s): Dmitry Fuchs and Serge Tabachnikov

Source: *The American Mathematical Monthly*, Vol. 106, No. 1 (Jan., 1999), pp. 27-35

Published by: [Mathematical Association of America](#)

Stable URL: <http://www.jstor.org/stable/2589583>

Accessed: 08/01/2011 23:30

Your use of the JSTOR archive indicates your acceptance of JSTOR's Terms and Conditions of Use, available at <http://www.jstor.org/page/info/about/policies/terms.jsp>. JSTOR's Terms and Conditions of Use provides, in part, that unless you have obtained prior permission, you may not download an entire issue of a journal or multiple copies of articles, and you may use content in the JSTOR archive only for your personal, non-commercial use.

Please contact the publisher regarding any further use of this work. Publisher contact information may be obtained at <http://www.jstor.org/action/showPublisher?publisherCode=maa>.

Each copy of any part of a JSTOR transmission must contain the same copyright notice that appears on the screen or printed page of such transmission.

JSTOR is a not-for-profit service that helps scholars, researchers, and students discover, use, and build upon a wide range of content in a trusted digital archive. We use information technology and tools to increase productivity and facilitate new forms of scholarship. For more information about JSTOR, please contact support@jstor.org.



Mathematical Association of America is collaborating with JSTOR to digitize, preserve and extend access to *The American Mathematical Monthly*.

<http://www.jstor.org>

More on Paperfolding

Dmitry Fuchs and Serge Tabachnikov

It is a common knowledge that folding a sheet of paper yields a straight line. We start our discussion of paperfolding with a mathematical explanation of this phenomenon. The model for a paper sheet is a piece of the plane; folding is an isometry of the part of the plane on one side of the fold to another, the fold being the curve of fixed points of this isometry (see Figure 1). The statement is that this curve is straight, that is, has zero curvature.

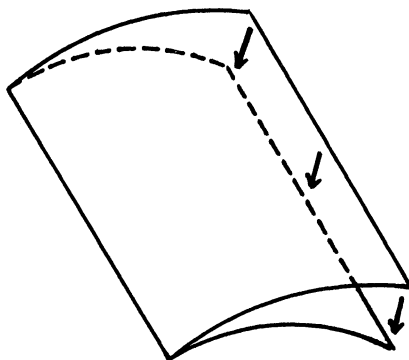


Figure 1

If not, consider an arc γ of the fold with nonvanishing curvature. Let γ_+ be the curve at (small) distance ε from γ on the concave side, and let γ_- be the corresponding curve on the convex side, as illustrated in Figure 2. Then

$$\text{length } \gamma_+ > \text{length } \gamma > \text{length } \gamma_-,$$

where the difference between $\text{length } \gamma_+$ and $\text{length } \gamma_-$ is of order $\varepsilon \cdot \text{length } \gamma \cdot \text{curvature } \gamma$. On the other hand, the isometry takes γ_+ to γ_- , so $\text{length } \gamma_+ = \text{length } \gamma_-$. This is a contradiction.

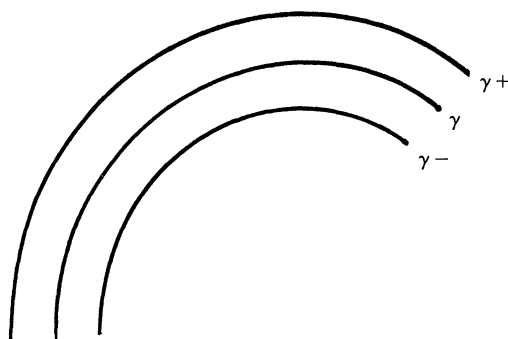


Figure 2

In spite of what has just been said, *one can fold paper along an arbitrary smooth curve!* The reader is invited to perform an experiment: draw a curve on a sheet of paper and slightly fold the paper along the curve. A word of practical advice: press hard when drawing the curve. It also helps to cut a neighborhood of the curve, for it is inconvenient to work with too large a sheet. A more serious reason for restricting to a neighborhood is that this way one avoids self-intersections of the sheets, unavoidable otherwise. The result looks somewhat like Figure 3(a):

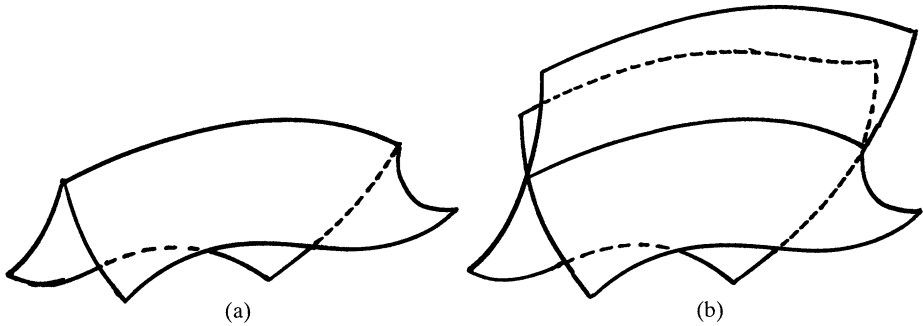


Figure 3

One may even start with a closed curve drawn on paper. To be able to fold, one has to cut a hole inside the curve; the result is shown in Figure 4.

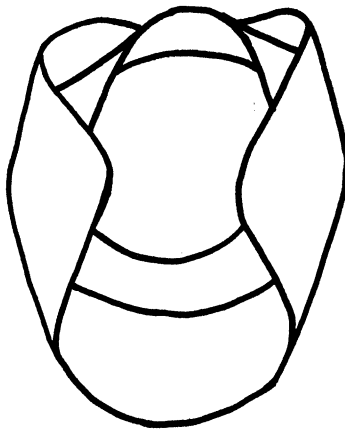


Figure 4

It goes without saying that the argument in the opening paragraphs of this article does not contradict the possibility of folding along a curve: the two sheets in Figure 3(a) meet at a nonzero angle. To fix terminology call the curve drawn on paper the *fold* and denote it by Γ ; call the curve in space obtained by folding along Γ the *ridge* and denote it by γ . The above described experiments and dozens of similar ones that kept us busy lately reveal the following list of observations:

- (1) *It is possible to start with an arbitrary smooth fold and obtain an arbitrary ridge provided the ridge is “more curved” than the fold.*

- (2) If the ridge is only slightly more curved than the fold, then the neighborhood of the fold to be folded should be taken very thin, at least from the side of the convex domain of the plane bounded by the fold.
- (3) If the fold has an inflection point (i.e., point of zero curvature) then the corresponding point of the ridge is also an inflection point (notice that, unlike plane curves, a generic space curve does not have inflection points at all).
- (4) If the fold is a closed strictly convex curve then the ridge has a nonzero torsion, that is, does not lie in one plane.
- (5) If the fold is a nonclosed arc, the folded paper tends to occupy such a position that the ridge lies in a plane, and the angle made by the two sheets is constant along the ridge.

What follows is an attempt to explain these experimental observations. A surface obtained by bending, without folding, a paper sheet is a *developable* surface, that is, a surface locally isometric to the plane (one cannot stretch paper!). The theory of such surfaces is due to Euler; its main results are as follows. A developable surface is a *ruled* surface, i.e., it consists of a one-parameter family of straight lines called *rulings*. These lines are not arbitrary: they are tangent to a certain space curve called the *edge of regression* (this description does not include two special cases, cylinders and cones, which are also developable surfaces). The tangent planes to a developable surface along every ruling coincide: one can put not only a knitting needle on such a surface but also a ruler. Thus a developable surface is the envelope of a one-parameter family of planes (see Figure 5).

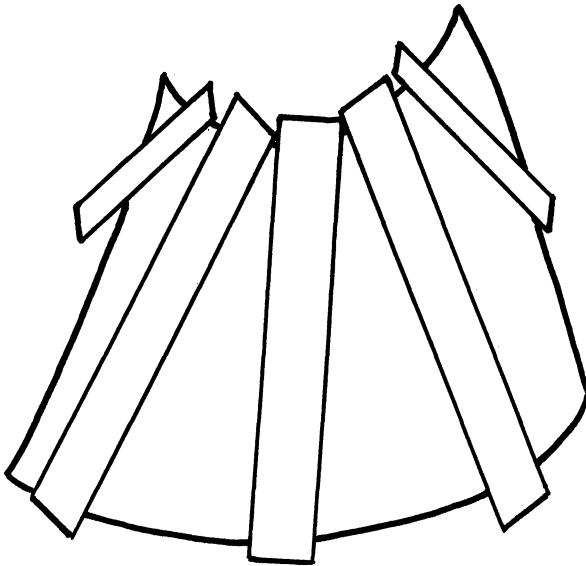


Figure 5

Consider Figure 3(b). One sees two developable surfaces intersecting along a space curve γ . Unfolding either of the surfaces to the plane transforms γ to the same plane curve Γ . Reverse the situation and pose the following question: given a plane curve Γ , a space curve γ and an isometry $f: \Gamma \rightarrow \gamma$, is it possible to extend f

to an isometric embedding of a plane neighborhood of Γ to space? Said differently, can one bend a sheet of paper with a curve Γ drawn on it so that Γ bends to a given space curve γ ?

Theorem. *Assume that for every $x \in \Gamma$ the absolute value of the curvature of γ at point $f(x)$ is greater than that of Γ at x . Then there exist exactly two extensions of f to isometric embeddings of a plane neighborhood of Γ to space.*

These two embedded surfaces are the sheets intersecting along the ridge in Fig. 3(b). Extending the sheets beyond the ridge one obtains another configuration of sheets that meet along γ . Thus there are exactly two ways to fold paper along Γ to produce the curve γ . This explains and extends the first of the previously mentioned observations.

If γ lies in a plane, one of the sheets is obtained from another by reflection in this plane. In the general case of a nonplanar curve γ the tangent planes of the two sheets are symmetric with respect to the osculating plane of γ at its every point.

Proof: Parametrize the curves γ and Γ by the arclength parameter t so that $\gamma(t) = f(\Gamma(t))$. Let the desired developable surface S make the angle $\alpha(t)$ with the osculating plane of the curve $\gamma(t)$ (well defined since, by assumption, the curvature of γ never vanishes). Denote by $k(t)$ the curvature of the space curve γ and by $K(t)$ that of the plane curve Γ . The geodesic curvature vector of γ in S is the projection of the curvature vector of γ in space onto S ; thus the geodesic curvature of γ equals $k(t)\cos\alpha(t)$. Since an isometry preserves the geodesic curvature of curves, $k\cos\alpha = K$. This equation uniquely determines the nonvanishing function $\alpha(t)$ up to the substitution $\alpha \rightarrow \pi - \alpha$. To construct the developable surface S from the function $\alpha(t)$, consider the plane through point $\gamma(t)$ that makes the angle $\alpha(t)$ with the osculating plane of γ . Such planes constitute a one-parameter family, and according to the above described general theory, their envelope is a developable surface. ■

Remarks. 1. The theorem is hardly new: it is mentioned as an exercise in [2] with a reference to [1]. For a later discussion of paperfolding see [3].

2. A direct computation involving the Frenet formulas for γ (which we omit) makes it possible to find the angle $\beta(t)$ made by the rulings $l(t)$ with the curve $\gamma(t)$ in terms of the torsion $\kappa(t)$ of γ :

$$\cot\beta(t) = \frac{\alpha'(t) - \kappa(t)}{k(t)\sin\alpha(t)}. \quad (1)$$

For the two developable surfaces corresponding to the angles $\alpha(t)$ and $\pi - \alpha(t)$ one has:

$$\cot\beta_1(t) + \cot\beta_2(t) = -\frac{2\kappa(t)}{k(t)\sin\alpha(t)}.$$

Therefore the ridge γ is a plane curve (i.e., $\kappa = 0$) if and only if $\beta_1 + \beta_2 = \pi$. In this case, unfolding the two sheets on the plane yields the straight rulings that extend each other on both sides of the fold Γ ; see Figure 6.

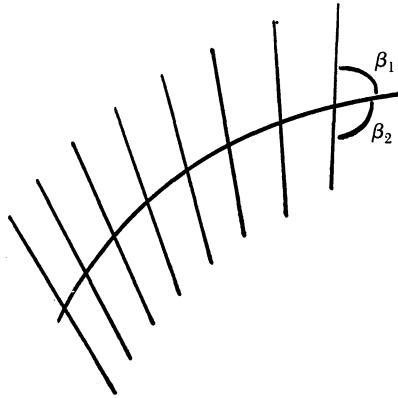


Figure 6

The reader with a taste for further experimentation may find the following one of interest. Start with a fold Γ and tape a number of pins on both its sides. In this way one prescribes the angles $\beta_1(t)$ and $\beta_2(t)$. Then fold along Γ , as illustrated in Figure 7.

Remark 2 may be used to explain the second of our experimental observations. Namely, since $\cos \alpha(t) = K(t)/k(t)$, the formula (1) for $\cot \beta(t)$ may be rewritten as

$$\cot \beta(t) = \frac{\alpha'(t) - \kappa(t)}{\sqrt{k(t)^2 - K(t)^2}}.$$

Assume that $K(t)$ is close to $k(t)$; then $\alpha(t)$ is close to zero. We need, however, to assume that $\alpha'(t)$ is also close to zero. If, moreover, $\kappa(t)$ is bounded away from zero, then $\alpha'(t)$ is small, and $\cot \beta(t)$ is large; hence the angle $\beta(t)$ is small. It is clear that straight lines crossing the boundary of a convex domain in the plane at small angles cannot penetrate deep in the domain; hence, they have to cross each other near the boundary (see Figure 8).

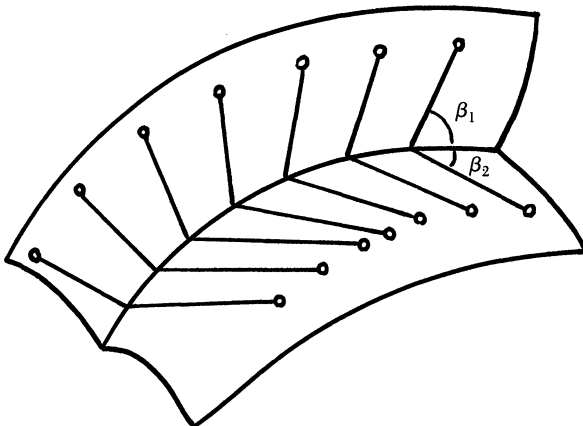


Figure 7

But the rulings of a non-self-intersecting developable surface do not cross each other. Hence, to avoid crossings we need to make the neighborhood of the fold

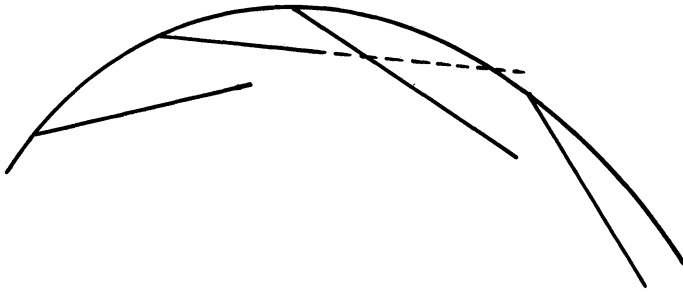


Figure 8

thin. The limit case of this observation is particularly interesting. Suppose that $K = k$. Then the isometry between the fold and the ridge cannot be extended into the convex domain bounded by the fold at all. It can be extended into the concave domain, and we get a developable surface, for which *the edge is the edge of regression*. Indeed, formula (1) for $\cot \beta(t)$ gives $\cot \beta(t) = \infty$; hence $\beta(t) = 0$, and the rulings of the surface are all tangent to the ridge. Of course, in this way we get only one of the two pieces of the surface, cut along the edge of regression. The other piece may be made of another copy of the same concave domain. The difference between the two pieces is that for each tangent to the boundary of our concave domain, divided into two halves by the point of tangency, one half is straight on one of the pieces and the other half is straight on the other piece. The image of the whole tangent on each piece is a curve, half of which is straight and half of which is curved, as illustrated in Figure 9.

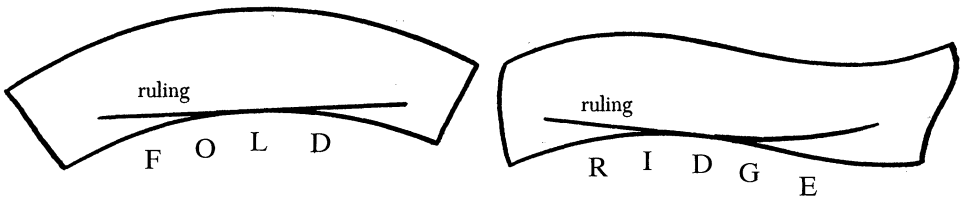


Figure 9

The union of the two pieces with the images of the two tangents looks like Figure 10.

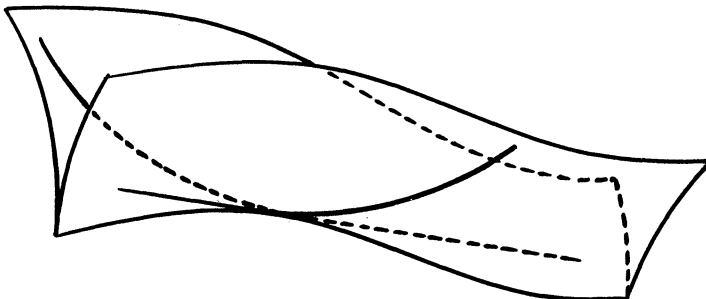


Figure 10

As a by-product of these observations we learn how to make a paper model of a developable surface with a prescribed edge of regression (without inflection points). To do this we should draw a planar curve whose curvature is precisely the same as that of the intended edge of regression; two copies of this drawing should be made on two separate sheets of paper. Then we cut the sheets along the curves and take the concave portions of both. After this we bend the two pieces to make their edges fit into the given spatial curve. This may be done in two different ways, and we must bend our (identical) pieces into different surfaces; these two surfaces comprise the developable surface we are constructing. Since the “angle” between the two pieces should be 0, it may be useful to glue the two pieces before bending along a very thin neighborhood of the edges. But be aware, that this bending is not even a twice differentiable mapping (this is why we used quotation marks for the word “angle”), and the paper will be resistant to this construction. Pins, attached to the two pieces tangentially to the edges (as shown on Figure 11) may help.

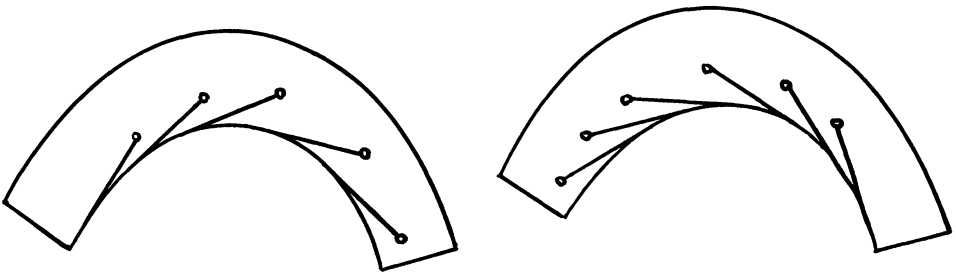


Figure 11

Back to our list of experimental observations. The first two have been explained, proceed to the third one. Let $\Gamma(t_0)$ be a nondegenerate inflection point, so the fold looks like a cubic parabola near this point (see Figure 12).

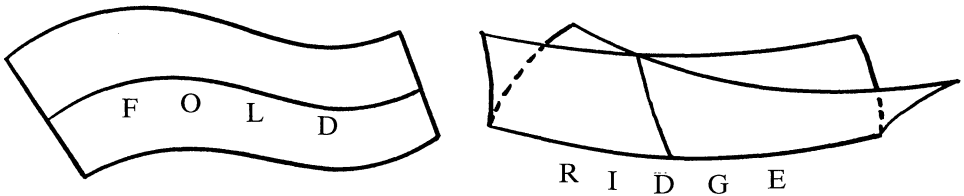


Figure 12

Then $K(t_0) = 0$ and, according to the already familiar formula $k \cos \alpha = K$, either $\alpha(t_0) = \pi/2$ or $k(t_0) = 0$. We want to show that the latter possibility holds. Suppose not; then both sheets are perpendicular to the osculating plane of γ at

point $\gamma(t_0)$ and, therefore, coincide. Moreover, if $k(t_0) \neq 0$ then the projection of the curvature vector of the space curve γ onto each sheet is the vector of the geodesic curvature therein. This vector lies on one side of γ on the surface at points of the form $\gamma(t_0 - \varepsilon)$ just before the inflection point and on the other side at points $\gamma(t_0 + \varepsilon)$ just after it. Therefore the function $\alpha(t) - \pi/2$ changes sign at $t = t_0$. This means that the two sheets pass through each other at $t = t_0$. Possible in the class of immersions, this cannot happen with real paper. Thus $k(t_0) = 0$, that is, the ridge has an inflection point.

Next, consider the fourth observation of our list. Assume that both γ and Γ are closed plane curves and Γ is strictly convex. The relation between the curvatures still holds: $k \cos \alpha = K$, and $K(t)$ does not vanish. Hence $k(t) \geq K(t)$ for all t and $\int k(t) > \int K(t)$ unless $\alpha(t)$ identically vanishes. On the other hand, the integral curvature of a simple closed plane curve equals 2π , so the above integrals must be equal. This is a contradiction. It is interesting that if Γ is closed *nonconvex* curve, one can nontrivially bend paper along Γ keeping Γ in the plane; see Figure 13.

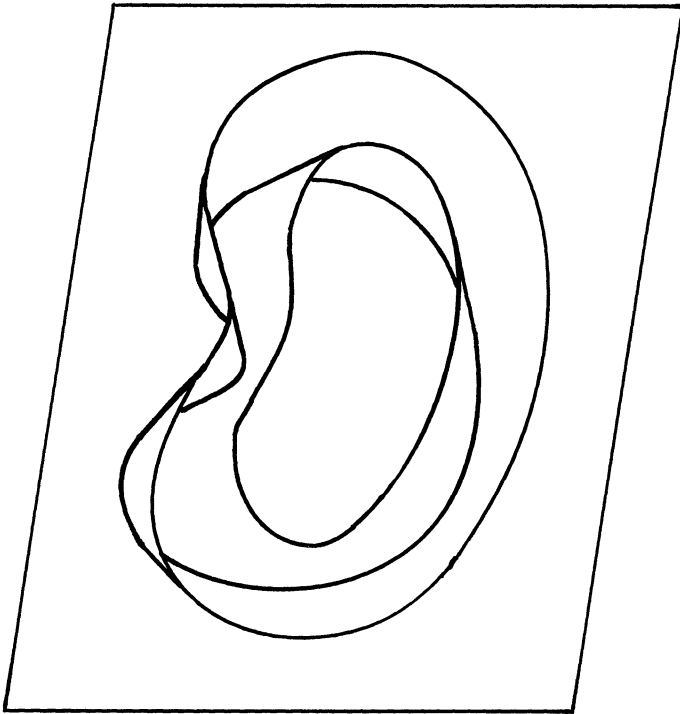


Figure 13

Finally we turn to the fifth experimental observation. This one takes us into dangerous waters because its explanation requires further assumptions concerning elasticity properties of paper. A strip of paper resists twisting: being relaxed it tends to become flat. Consider a space curve $\gamma(t)$ parametrized by the arclength. Let S be a thin strip along γ and $\nu(t)$ the unit normal vector field to γ in S . Define the *twist* of S to be the length of the projection of the vector $\nu'(t)$ to the normal plane of $\gamma(t)$. Our assumption is that a paper strip tends to minimize its twist. Let the strip make the angle $\alpha(t)$ with the osculating plane of the curve $\gamma(t)$.

Then a computation, similar to the one mentioned in Remark 2, gives the value $|\kappa(t) - \alpha'(t)|$ for the twist. Folding paper, one produces two strips along the ridge $\gamma(t)$, the angles being $\alpha(t)$ and $\pi - \alpha(t)$. The twists of these strips are equal to $|\kappa - \alpha'|$ and $|\kappa + \alpha'|$. Both quantities attain minimum if $\kappa(t) = 0$ and $\alpha(t)$ is constant. This appears to explain the fifth experimental observation.

ACKNOWLEDGMENTS. We are grateful to M. Kontsevich who taught us how to fold paper along curves and brought the problem to our attention, and to R. Montgomery for an explanation of mathematical models of elasticity. The second author was supported in part by NSF; the paper was written while he enjoyed the hospitality of the MSRI and MPIM.

REFERENCES

1. L. Bianchi, *Vorlesungen über Differentialgeometrie*, Leipzig, B. G. Teubner, 1899.
2. W. Blaschke, *Vorlesungen und Geometrische Grundlagen Einsteins Relativitätstheorie*, Berlin, J. Springer, 1930.
3. D. A. Huffman, Curvature and Creases: A Primer on Paper. *IEEE Transactions on Computers*, C-25, No. 10 (1976) 1010–1019.

DMITRY FUCHS was at Moscow State University from 1955 to 1990, first as a student (Ph.D., 1964), then as a professor. Since 1991 he has been a professor at the University of California, Davis. He works in topology, representation theory, homological algebra, and symplectic topology.

University of California, Davis CA 95616
fuchs@comp.ucdavis.edu

SERGE TABACHNIKOV received his Ph.D. from Moscow State University in 1987; he was a student of D. Fuchs. In 1988–90 he was the head of the Mathematical Department of *Kvant* magazine for which he wrote about 20 expository papers (*Kvant*'s English-language twin, *Quantum* is published by Springer-Verlag). He has been at the University of Arkansas, Fayetteville since 1990, with occasional leaves to visit research institutes in Europe. His interests include symplectic geometry, dynamical systems, and knot theory.

University of Arkansas, Fayetteville AR 72701
serge@math.uark.edu

Cicero on “pure” vs. “applied” science . . .

Moreover, Catulus, if you ask me my personal opinion as to the study in question, I do not think that a person of ability, and acquainted at first hand with public life and procedure in parliament and the law-courts, requires as much time as has been taken for themselves by those who have spent the whole term of their life in study. For all branches of knowledge are handled by those who apply them to practice in a different manner from that in which they are handled by those who take their pleasure in the pursuit of the sciences themselves and have no intention of following any other career.

De Oratore, III. xxiii. 86

Contributed by Adi Ben-Israel, Rutgers University